

BRACKET BREAKDOWN


#1 NORTH CAROLINA

30-6 | ACC (17-4)


ROAD (7-5) | NEUTRAL (9-0)



- Beat FGCU & Providence by a combined margin of 35 points
- Out-scored the Friars 44-25 in the final 16 minutes
- Grabbed 45% of their missed shots-Shot 52% inside the arc

#11 Brice Johnson	Pos: F	HT: 6-10	WT: 230	Yr: SR			
	MPG	PPG	FGM-A	FG%	3PT%	3PM-A	RPG
15-16	27:35	16.8	6.7-10.8	61.9%	--	0-0	10.5
NCAA	32:00	19.5	7.0-10.0	70.0%	--	0-0	8.5

Combined 14-20 from the field & 17 rebounds in the tournament thus far
Key will be if Johnson can out of foul trouble

#5 Marcus Paige	Pos: G	HT: 6-2	WT: 175	Yr: SR			
	MPG	PPG	FGM-A	FG%	3PT%	3PM-A	RPG
15-16	31:32	12.0	4.0-10.2	38.9%	33.0%	59-179	2.5
NCAA	30:30	11.0	3.5-10.5	33.3%	41.7%	5-12	3.5


Paige came out of his shooting slump to shoot 5-12 from behind the arc

EAST

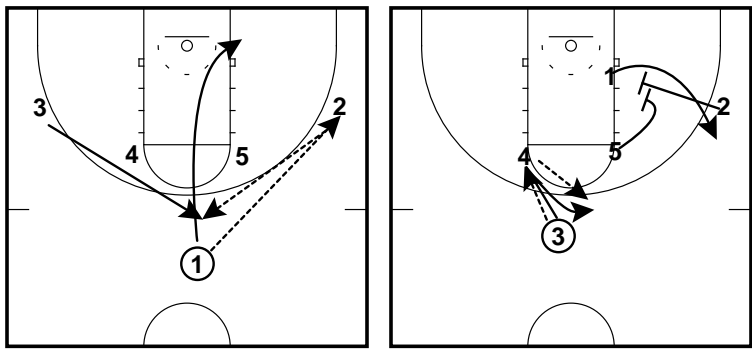


	PTS	FG%	3FGM-A	REB	A/TO
#11 Johnson	19.5	70.0%	0-0	8.5	1.0
#2 Berry II	14.5	44.4%	2-12	5.5	1.0
#44 Jackson	13.5	45.8%	3-6	3.5	2.0
#4 Hicks	12.5	75.0%	0-0	5.5	0.8
#5 Paige	11.0	33.3%	5-12	3.5	2.3
#0 Britt	3.5	25.0%	1-5	2.0	0.7
#1 Pinson	3.5	50.0%	0-0	3.0	1.0
#3 Meeks	3.0	25.0%	0-0	4.5	0.5

DR DISH HOTSHOT

#2 Joel Berry II	Pos: G	HT: 6-0	WT: 195	Yr: SO			
	MPG	PPG	FGM-A	FG%	3PT%	3PM-A	RPG
15-16	30:20	12.7	4.3-10.0	43.5%	37.4%	61-163	3.3
NCAA	31:00	14.5	6.0-13.5	44.4%	16.7%	2-12	5.5

Shot team worst 16% from 3-pt (2-12) but delivered for the Heels inside the arc shooting nearly 45%



	North Carolina	NCAA	NCAA Opp
PPG	82.4	84.0	66.5
FG %	47.8%	47.0%	41.7%
3PT %	31.4%	31.4%	23.5%
%A 3PT	26.6%	26.5%	29.6%
FTA	20.7	20.0	23.5
FT%	74.2%	82.5%	23.5
Rebounds	38.4	37.0	28.0
Assists	17.7	12.5	9.0
Turnovers	10.9	11.0	12.5

powered by

